



INSTRUCTIONS FOR USE

ESCACHAIR WITH STAIR BELTS



REF

Catalog number: FPTC/02/ECDP

Manufacturer: Devolpe s.r.o.



Devolpe s.r.o.

Náměstí 14. Října 1307/2, Smíchov, 150 00 Prague 5, Czech Republic

+420 605 700 078 info@devolpe.com www.devolpe.com



Thank you for choosing DEVOLPE

This user manual is intended to provide the information needed for the professional use and maintenance of the ESCACHAIR (hereinafter referred to as the "product" or "device").

Disclaimer: All relevant product usage instructions and safety precautions are contained in this document. DEVOLPE assumes no responsibility for damages caused by improper use of the product. It is strongly recommended that users follow all of these instructions before and after use for proper use of this product. This manual does not provide any medical advice or guidance.

Proprietary rights: The information contained in this manual is the property of DEVOLPE (hereinafter referred to as the "Manufacturer"), Czech Republic. DEVOLPE reserves the right to design and manufacture this product.

Retention of the manual: This manual must be kept with the product throughout the life of the product.

Product disposal: The device can be disposed of as normal solid waste if it is not contaminated with any hazardous chemicals.

MANUFACTURER:: DEVOLPE s.r.o.

REGISTERED TRADEMARK:: DEVOLPE

REGISTERED ADDRESS: Nam. 14. Řijna 1307/2, Prague 5, 150 00, Czech Republic

T/F: +420 605 700 078

Website: www.devolpe.com

Email: info@devolpe.com

Link to the website: <https://www.devolpe.com/product/evacuation-chair/escachair-with-stair-belts/escachair-wheelchair-evacuation-chair-foldable-patient-transfer-chair>






Prepared in accordance with the standards:

EN 1865-1:2010-12

EN 1789:2007

1. Safety information







Warning

-  Untrained operators may cause injury to the patients or to themselves. Allow only trained personnel to operate the device.
-  Improper use and operation of the device can cause injury. Use the chair only for this purpose described in this manual.
-  An unattended patient may be injured. Stay with the patient all time.
-  An unrestrained patient can fall from the chair and injure himself. Use quick-release restraints secure the patient in chairs.
-  Third parties involved for help may cause injury or injure themselves.



- ✚ Operate and maintain control of the chair and direct all helpers.
- ✚ Improper maintenance can cause damage to the device.
- ✚ Maintain the chair only as described in this manual.
- ✚ Improper parts and service can cause potential injury.
- ✚ Use only Devolpe parts and Devolpe approved service on the stretcher.
- ✚ Repair the device can cause injury and damage. Use the device only as designated by Devolpe.
- ✚ Torn or damaged quick-release restraints can fail and cause injury. Check out the accessories regularly. Dispose the quick-release restraints that are torn or damaged.
- ✚ Adjusting the device can cause unpredictable operations and injuries. Do not modify or modify the device to fit the ambulance.
- ✚ Never exceed the capacity of the device.
- ✚ During releasing the stair belts, the possibility of the stretcher tipping over increases. Keep the stretcher under control at all the time.
- ✚ Attaching the wrong items to the stretcher can cause injury. Use only items approved by Devolpe on the device.

Instructions labels

 <p>Consult with IFU</p>	 <p>Capacity</p>	 <p>Attention to the fingers</p>	 <p>Keep this direction and dry</p>
 <p>Keep away the fire</p>	 <p>Trolley carriage method</p>		

 <p>PUSH</p>	 <p>Push the belts release</p>
---	--

2. Training and skills

Operators using device need:

- working knowledge of procedures for handling patients in emergency cases.
- ability to help the patient.
- fully understanding the procedures described in this manual.

Operators complete training as determined by their training officer in accordance with the training program.

3. About the device



Devolpe s.r.o.

Náměstí 14. Října 1307/2, Smíchov, 150 00 Prague 5, Czech Republic
 +420 605 700 078 info@devolpe.com www.devolpe.com



Escachair with stair belts is a device used to transport patients to hospitals for further medical treatment in a seated position.

The device is operated by at least two users/operators.

Key features of the device:

- It has a load capacity of 220 kg;
- The seat part and backrest parts are made of metal or aluminum alloy covered with pads;
- The device has two 360° rotating front wheels and two rear wheels equipped with brakes;
- The device has a pair of non-slip grips on the foot bar and the upper frame of the device.
- Footrest provides comfort during transport.

Function:

- The color of the device is resistant to water, disinfectants and scratches;
- The frame consists of a robust lightweight non-twisting construction with free of edges;
- The device is equipped with sets of 2 quick-release restraints for the patient;
- The lying part of the device is made of anti-bacterial, anti-fungal, anti-stain and anti-powder material, which is waterproof, easy to wash and cleans all kinds of liquids and gasoline and disinfects.

TECHNICAL SPECIFICATIONS

- **Catalog number: FPTC/02/ECDP**
- **Length: 75 cm (in unfolded position)**
- **35 cm (in folded position)**
- **Width: 48 cm**
- **Height: 105 cm**
- **Average loading height: 65 cm**
- **Maximum loading height: up to 70 cm can be adjusted**
- **Rear wheel diameter: 100 mm**
- **Diameter of front wheels: 150 mm**
- **Weight: 15 kg**
- **Load capacity: 220 kg**
- **Available Positions: Fully Folded Position, Unfolded Position**
- **Sitting and backrest pads (accessories)**
- **Minimum of 2 quick-release restraints (accessories)**

Vehicle specifications

The area for ambulance patients must have:



- A smooth, level floor large enough for a device.
- The height of the floor at the specified dimension with respect to the support of the stretcher base.

If necessary, modify the ambulance to fit the stretcher by adding ramps, a folding rear step, etc. Do not change stretcher or stretcher operating procedures.

4. Manipulation



Tracking belt releasing lever

- Use the tracking belt releasing lever to deploy the stair belts to be used on the stairs.



Folding hinges

- Use the folding hinges to fold and use the opposite movement to unfold the chair.





Use the red lever to extend the main handgrips

- Use the red levers on the handle to extend the handle to 3 preferred positions.

5. CLEANING & DISINFECTION

Cleaning the device:

1. Remove the pads, quick-release restraints and accessories.
2. Clean all surfaces with warm water, mild detergent and hand.
3. Rinse with clean warm water.
4. Dry with a soft clean towel or allow to air dry.

DISINFECTION

We must realize that we are not specialists in disinfection techniques. We recommend finding the right disinfectant and following its manufacturer's instructions. It is very important to know how to properly apply chemicals to disinfect quick-release restraints, equipment or accessories.

**Note: Contact the manufacturer for more information.*

